



U.S. FINANCIAL TRANSPARENCY OVERVIEW

*Amy Edwards Holmes
Deputy Assistant Secretary
Accounting Policy and Financial Transparency
U.S. Department of the Treasury*



About USAspending.gov

USAspending.gov is the official open data source for financial data for the U.S. Government

Mission:

To show the American public what the federal government spends every year and how it spends the money

Legislation background:

- The Federal Funding Accountability and Transparency Act (FFATA)
- Digital Accountability and Transparency Act (DATA Act)

Data Sources:

Data is uploaded directly from more than a hundred federal agencies' financial systems and other government systems

Public Law 113–101
113th Congress

An Act

May 9, 2014
[S. 994]

To expand the Federal Funding Accountability and Transparency Act of 2006 to increase accountability and transparency in Federal spending, and for other purposes.

Be it enacted by the Senate and House of Representatives of the United States of America in Congress assembled,

Digital Accountability and Transparency Act of 2014.
31 USC 6101 note.
31 USC 6101 note.

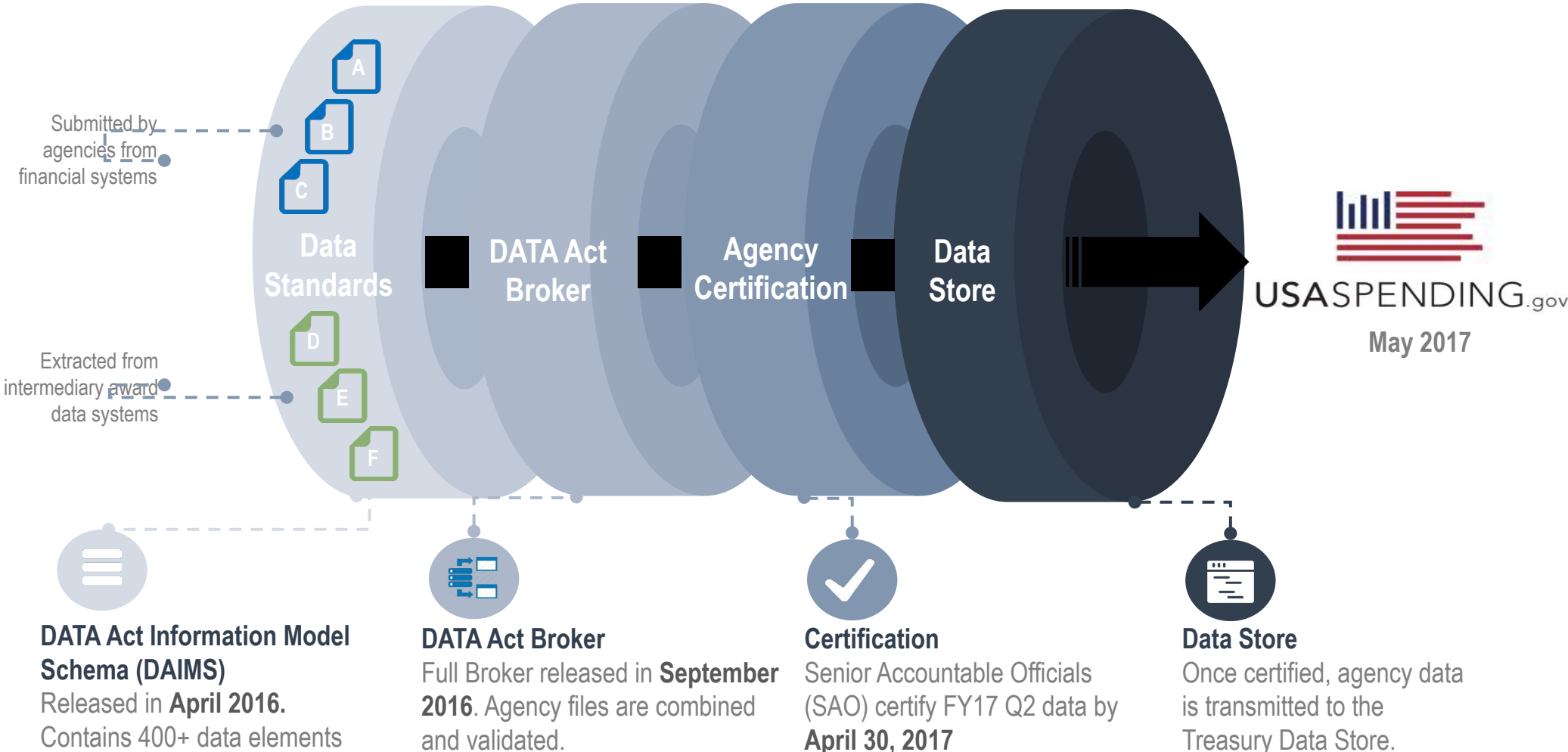
SECTION 1. SHORT TITLE.
This Act may be cited as the “Digital Accountability and Transparency Act of 2014” or the “DATA Act”.

SEC. 2. PURPOSES.
The purposes of this Act are to—
(1) expand the Federal Funding Accountability and Transparency Act of 2006 (31 U.S.C. 6101 note) by disclosing direct Federal agency expenditures and linking Federal contract, loan, and grant spending information to programs of Federal agencies to enable taxpayers and policy makers to track Federal spending more effectively;
(2) establish Government-wide data standards for financial data and provide consistent, reliable, and searchable Government-wide spending data that is displayed accurately for taxpayers and policy makers on USAspending.gov (or a successor system that displays the data);
(3) simplify reporting for entities receiving Federal funds by streamlining reporting requirements and reducing compliance costs while improving transparency;
(4) improve the quality of data submitted to USAspending.gov by holding Federal agencies accountable for the completeness and accuracy of the data submitted; and
(5) apply approaches developed by the Recovery Accountability and Transparency Board to spending across the Federal Government.

SEC. 3. AMENDMENTS TO THE FEDERAL FUNDING ACCOUNTABILITY AND TRANSPARENCY ACT OF 2006.
The Federal Funding Accountability and Transparency Act of 2006 (31 U.S.C. 6101 note) is amended—
(1) in section 2—
(A) in subsection (a)—
(i) in the matter preceding paragraph (1), by striking “this section” and inserting “this Act”;
(ii) by redesignating paragraphs (1), (2), and (3) as paragraphs (2), (4), and (7), respectively;

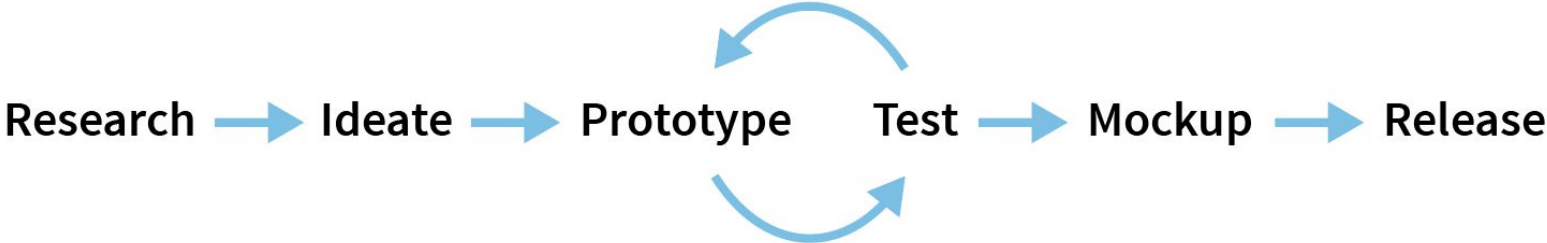
31 USC 6101 note.
Definitions.

USAspending.gov Reporting Process Flow



Focus on data users and customers

Human-Centered Design



USAspending Personas



Citizen: Interested taxpayer who wants to see how federal dollars are spent



Journalist/Watchdog: Skilled user acting in the public interest to identify potential waste, fraud, or abuse



Data Owner: The agency person responsible for the accuracy and completeness of the data



Agency Developer: The agency person or contractor with technical expertise to get the data into the USA Spending data store



Recipient: State/local government, nonprofit, or private company that has received or want to pursue a contract or grant



CFO: The CFO of an agency (or his/her staff), who is accountable for the agency's overall performance, and who also may use USA Spending as a management tool



Budget Analyst: Data reviewers with oversight across the government



Repurposer: Technically savvy user who aggregates, translates, and/or resells data for their own purposes

USAspending.gov COVID-19 Spending

 **We can do this. Find COVID-19 vaccines near you. [Visit Vaccines.gov](https://www.vaccines.gov)**

The federal government has spent \$3.26 trillion in response to COVID-19. i

[View all COVID-19 spending](#)

USAspending is the official open data source of federal spending information.

We track how federal money is spent in communities across America and beyond. Learn more about government spending through interactive tools that explore elements of the federal budget, such as federal loan, grant, and contract data.



Total Spending by Budget Category



Total Spending by Budget Category

This section covers **Total Spending** ⓘ

Data through July 31, 2021

How is total COVID-19 spending categorized?

In this section, we present the total amount of COVID-19 funding broken down by three categories: the **Agencies** ⓘ who are authorizing the funds to be spent; the **Federal Accounts** ⓘ from which agencies authorize spending; and the **Object Classes** ⓘ of the goods and services purchased with this funding.

Agencies	Federal Accounts	Object Classes	
Number of Agencies	Total Budgetary Resources	Total Obligations	Total Outlays
43	\$4.66 Trillion	\$3.74 Trillion	\$3.26 Trillion

Show amounts based on: Total Spending ▼ ⓘ

1-10 of 43 results

Rows per page: 10 ▼

< 1 2 3 ... 5 >

Agency ⓘ	Total Budgetary Resources ⓘ	Total Obligations ⓘ	Total Outlays ⓘ
Department of the Treasury	\$1,556,398,343,037	\$1,297,330,584,387	\$1,295,092,426,138
Small Business Administration	\$993,057,000,000	\$922,356,224,963	\$914,843,807,363
Department of Labor	\$843,270,802,644	\$637,224,551,164	\$624,761,533,743
Department of Health and Human Services	\$484,024,400,000	\$344,364,883,377	\$185,199,922,983
Department of Education	\$308,572,189,728	\$272,115,664,366	\$71,153,744,676
Department of Agriculture	\$161,838,008,013	\$69,448,850,962	\$63,801,976,396

The Federal Response to COVID-19

In early 2020, the U.S. Congress appropriated funds in response to the COVID-19 pandemic. These funds were made possible through the Coronavirus Aid, Relief, and Economic Security (CARES) Act and other supplemental legislation. In March of 2021, additional funds were appropriated through the American Rescue Plan Act.



Visit our [Data Sources & Methodology](#) section to learn more about the underlying data and find resources about COVID-19 from other agencies.

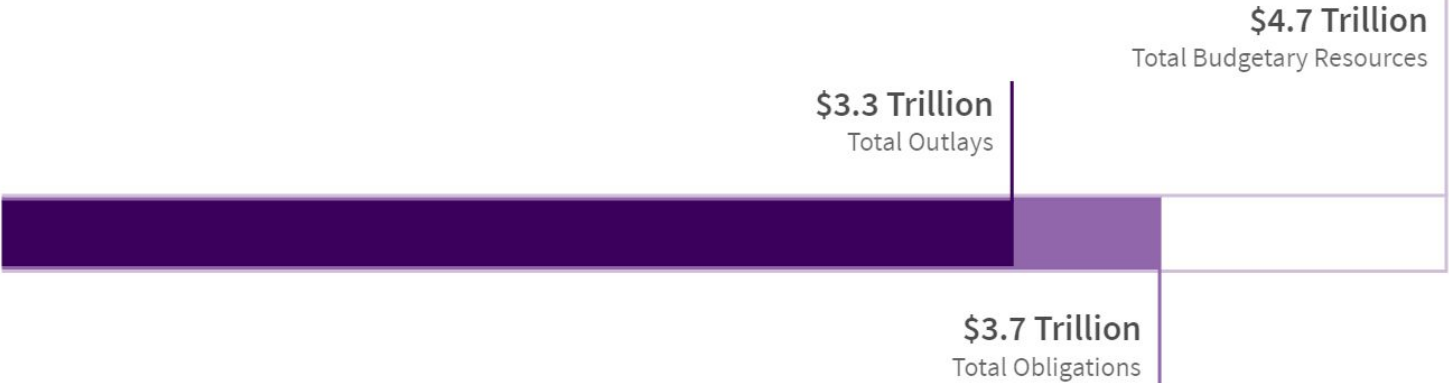
Overview

Overview

This section covers **Total Spending** 

Data through July 31, 2021

This is how much was spent so far in response to COVID-19

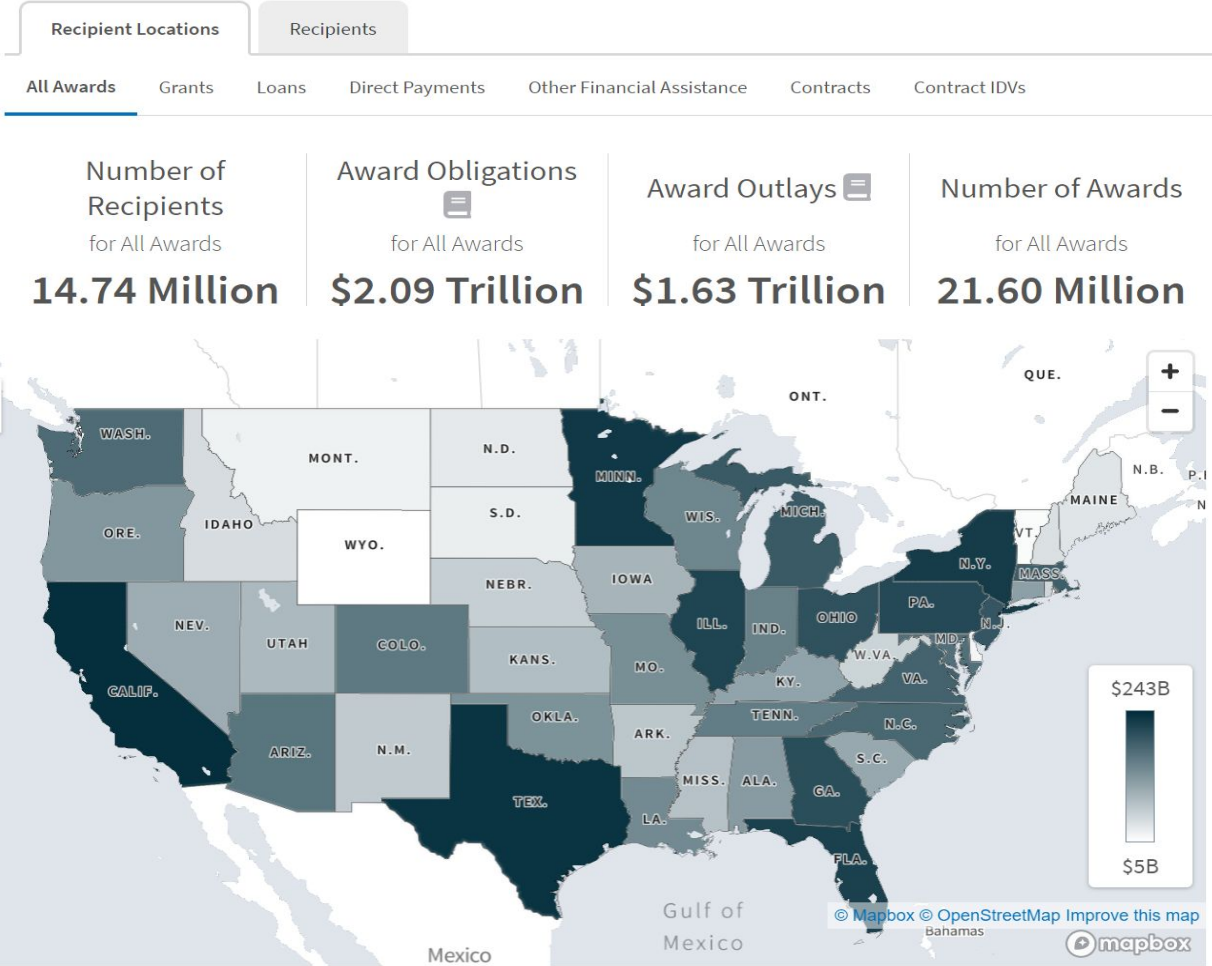


Award Spending by Recipient

Who received funding through COVID-19 awards?

Once the federal government has determined that an individual, organization, business, or state, local, or tribal government will receive an award, the money is obligated (promised) and then outlayed (paid) according to the terms of the contract or financial assistance.³

[read more](#)



USAspending.gov COVID-19 Spending

Award Summary Page Featuring COVID-19 Spending

Delivery Order (DO) PIID 91003119F0003 COVID-19 Spending

In Progress (2 years, 4 months remain)

Awarding Agency

**Department of
Education (ED)**

Recipient

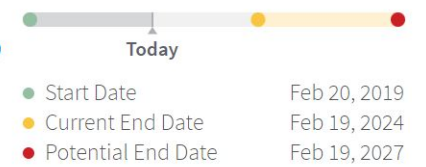
**ACCENTURE FEDERAL
SERVICES LLC**

800 NORTH GLEBE RD #300
ARLINGTON, VA 22203-1807
Congressional District: VA-08
UNITED STATES

Related Awards

Parent Award Unique Key
CONT_IDV_HHSN316201200002W_7529

Dates



\$ Award Amounts

\$309.5 M

Obligated Amount

\$2.6 M

COVID-19 Obligated Amount

\$74,980

COVID-19 Outlayed Amount

\$311.9 M

Current Award Amount

\$676.8 M

Potential Award Amount

Description

THIS TASK ORDER IS FOR AN ENTERPRISE-WIDE DIGITAL AND CUSTOMER CARE PLATFORMS AND SERVICES SOLUTION (ENTERPRISE-WIDE DIGITAL AND CUSTOMER CARE SOLUTION, AKA EWDCPCS, AKA DCC) THAT WILL ENABLE AN FSA-BRANDED OMN...

[read more](#)

**North American Industry Classification
System (NAICS) Code**

Professional, Scientific, and Technical
Services
: Computer Systems Design and
Related Services
**1512: Computer Systems Design
Services**

Product or Service Code (PSC)

SERVICES

R: SUPPORT SVCS (PROF, ADMIN, MGMT)
R4: PROFESSIONAL SERVICES
**R415: SUPPORT-
PROFESSIONAL: TECHNOLOGY
SHARING/UTILIZATION**

Obligated Amount

\$309,464,271.27

This is the amount that has been obligated in an agency's financial system for this award. An obligation represents a binding promise by the government to pay the recipient, assuming the recipient fulfills all of its commitments.

The path forward

- Expand the use of data
- Provide more fiscal datasets to the public
- Leverage lessons-learned from USA Spending in the development of FiscalData.gov, the one-stop shop for federal financial data which adheres to the modern data practices

We can do this. Find COVID-19 vaccines near you. Visit [Vaccines.gov](https://www.vaccines.gov)

An official website of the U.S. government

Dataset Search API Documentation About Us

Explore and analyze the fiscal operations of the U.S. government

At Fiscal Data, you'll find both historical and current data you can trust on topics such as debt, spending, and savings bonds.

[Search Datasets](#)

YOUR GUIDE TO AMERICA'S FINANCES

How much money did the federal government collect and spend in 2020?

Interested in learning about the deficit or federal debt? Keep reading on [ways to fund the deficit](#) and [federal debt](#).

Q3 Federal Revenue
Q3 Federal Spending
Q3 Federal Deficit
Q3 Federal Debt

In 2020, the federal government collected **\$3.42 trillion in revenue**.

[Show me what \\$3.42T is equal to](#)

The federal government collects revenue from a variety of sources, including individual income taxes, payroll taxes, corporate income taxes, and excise taxes. It also collects revenue from services like admission to national parks and customs fees.

What makes federal revenue increase or decrease? [+](#)

[Learn more about Federal Revenue](#)

Year	Revenue (Trillion Dollars)
2016	~3.0
2017	~3.1
2018	~3.2
2019	~3.3
2020	3.42